

3. Differential Gear Oil

A: INSPECTION

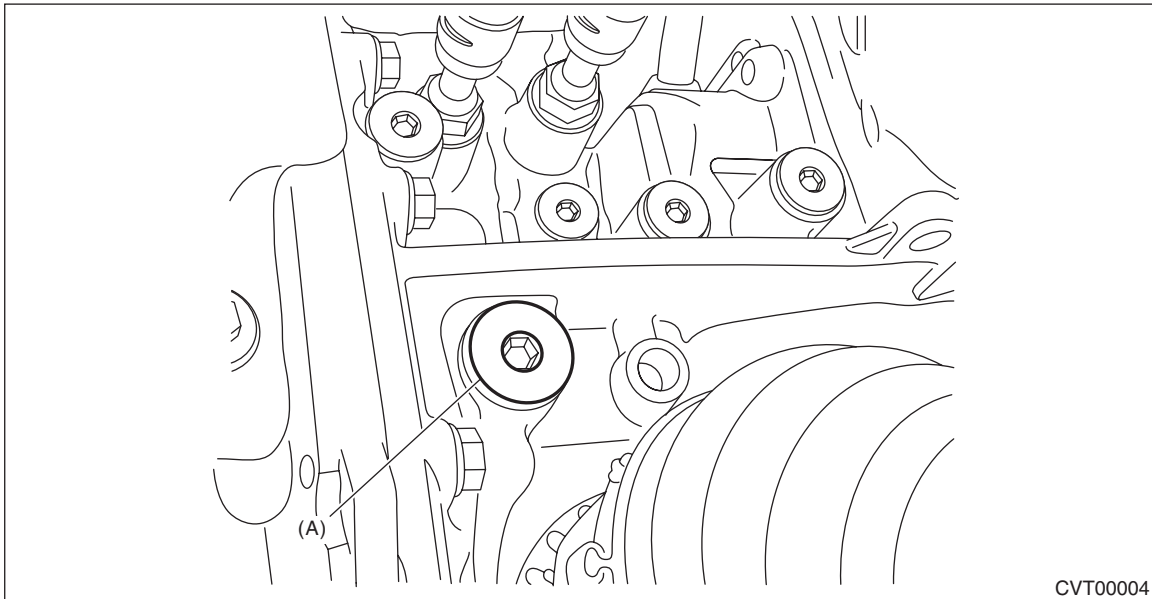
Check that there is no leakage of differential gear oil from the converter case.

B: ADJUSTMENT

NOTE:

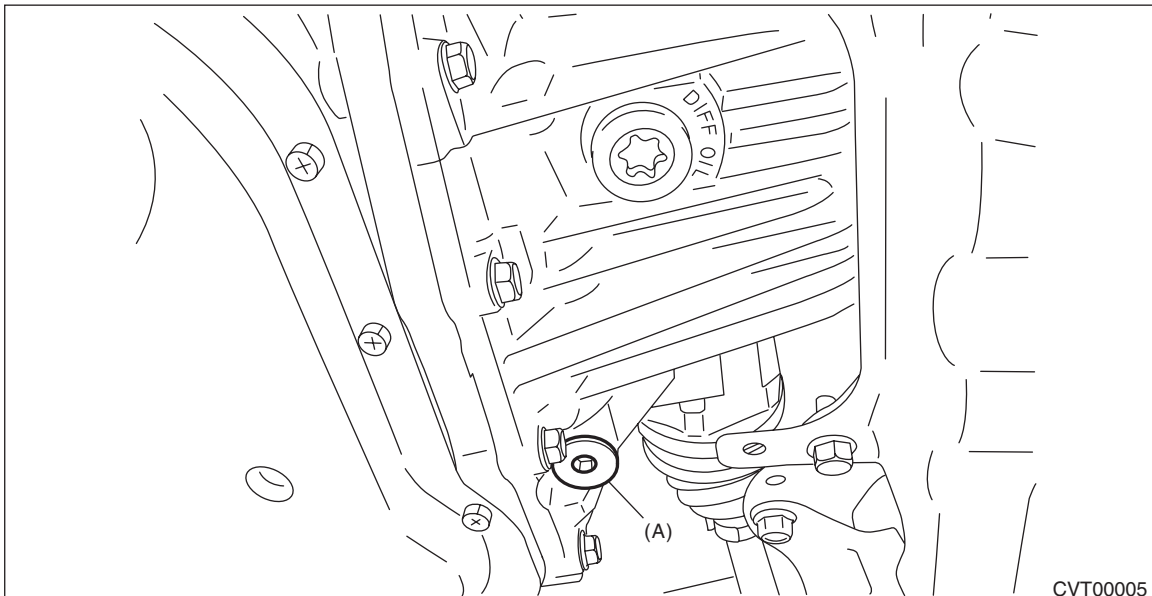
Immediately after removing the overflow drain plug, remaining gear oil (approx. 8 cc) may come out of the overflow pipe. This is not included in the specified amount. When removing the overflow drain plug, make sure the gear oil flows out of the overflow drain plug hole by filling with gear oil.

- 1) Turn the ignition switch to OFF.
- 2) Lift up the vehicle.
- 3) Remove the filler plug.



(A) Filler plug

- 4) Remove the overflow drain plug.



(A) Overflow drain plug

Differential Gear Oil

CONTINUOUSLY VARIABLE TRANSMISSION

5) Fill in the differential gear oil through the filler plug hole up to where the oil flows out of the overflow drain plug.

Recommended gear oil:

<Ref. to CVT(TH58A)-4, RECOMMENDED GEAR OIL, SPECIFICATION, General Description.>

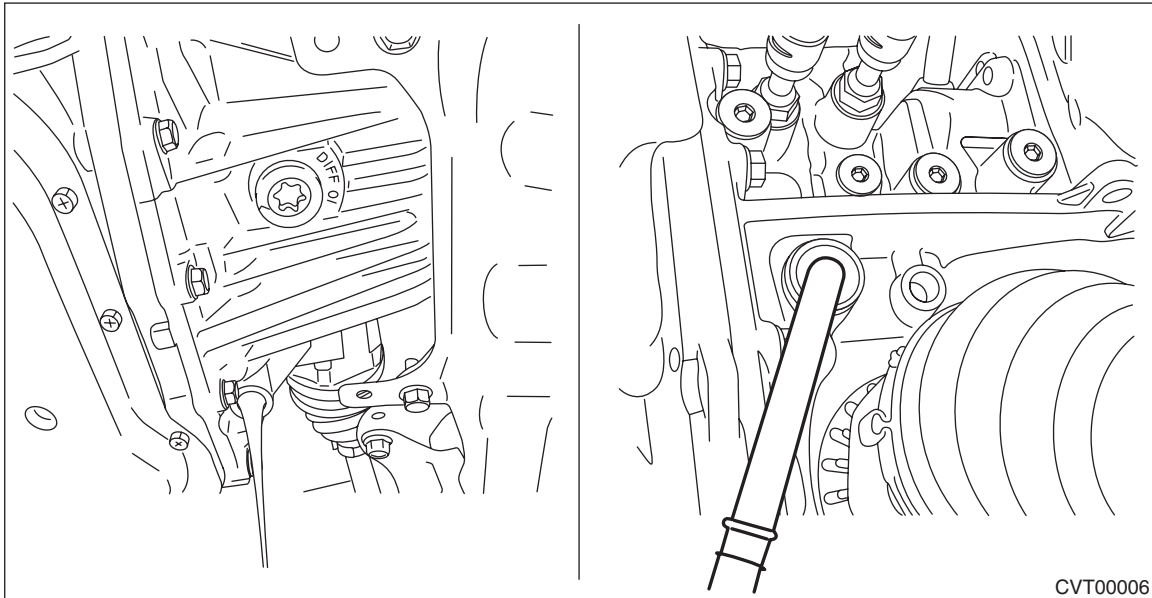
6) When the flow of the differential gear oil turns into a narrow stream, install the overflow drain plug.

NOTE:

Use a new gasket.

Tightening torque:

50 N·m (5.1 kgf-m, 36.9 ft-lb)



7) Install the filler plug.

NOTE:

Use a new gasket.

Tightening torque:

50 N·m (5.1 kgf-m, 36.9 ft-lb)

C: REPLACEMENT

CAUTION:

- Immediately after the vehicle has been running or after idling for a long time, the differential gear oil will be hot. Be careful not to burn yourself.
- Be careful not to spill differential gear oil on the exhaust pipe to prevent it from emitting smoke or causing a fire. If gear oil adheres, wipe it off completely.

1) Lift up the vehicle.

2) Remove the differential gear oil drain plug using TORX® bit T70. Drain differential gear oil.

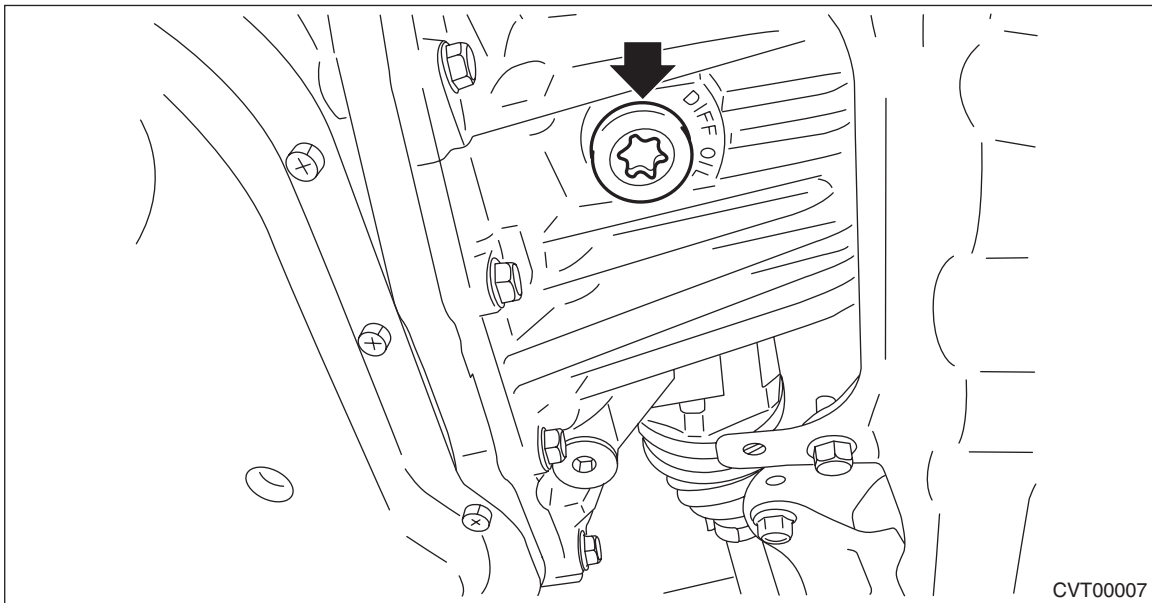
3) Install the differential gear oil drain plug using TORX® bit T70.

NOTE:


Use a new gasket.

Tightening torque:

70 N·m (7.1 kgf-m, 51.6 ft-lb)



4) Remove the filler plug.



(A) Filler plug

Differential Gear Oil

CONTINUOUSLY VARIABLE TRANSMISSION


5) Pour gear oil into the filler plug hole.

Recommended gear oil:

<Ref. to CVT(TH58A)-4, RECOMMENDED GEAR OIL, SPECIFICATION, General Description.>

Gear oil capacity:

<Ref. to CVT(TH58A)-4, RECOMMENDED GEAR OIL, SPECIFICATION, General Description.>



6) Adjust the level of differential gear oil. <Ref. to CVT(TH58A)-45, ADJUSTMENT, Differential Gear Oil.>